

# Back to the Idea Lab



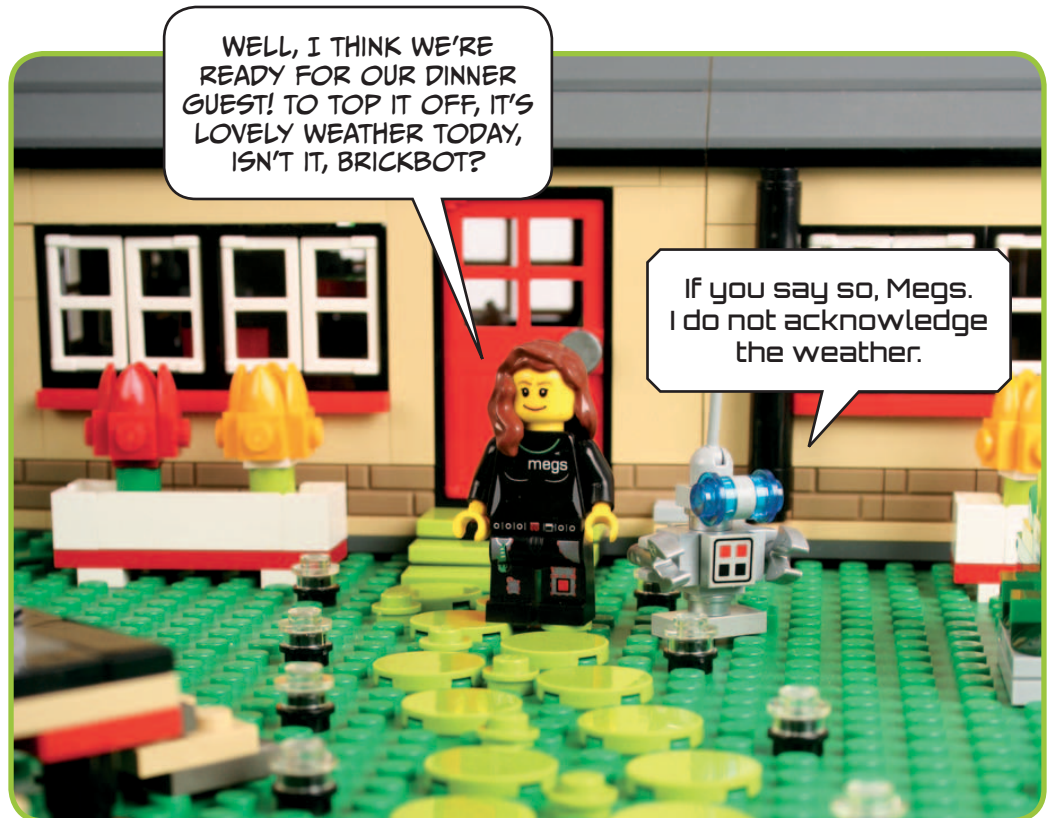
## Megan H. Rothrock



**Nickname:** megs/megzter

**Profession:** Author and Toy Designer


**Nationality:** American

**Website:** [www.flickr.com/photos/megzter/](http://www.flickr.com/photos/megzter/)







I CALL THESE TWO GARDEN STATUES DRAAK AND BANDIT.






HEH, I'LL SHOW YOU HOW I BUILT THEM AND SOME OTHER NEW ADDITIONS TOO!

# Draak: The Iguana Statue



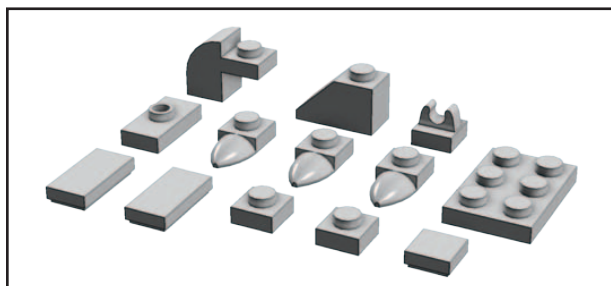


## Building Tip

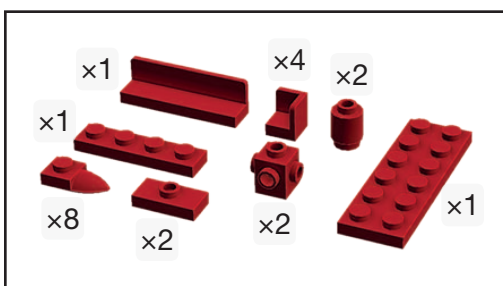
These LEGO models can be built in many different colors. It is fun to experiment with different color combinations.



# Bandit: The Bull Terrier Statue







# Tulips



# Greenhouse






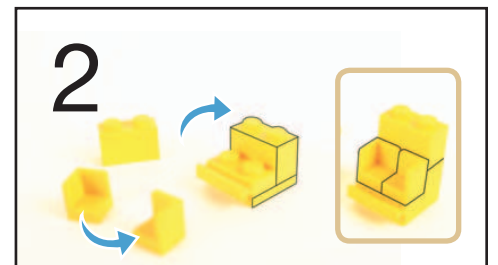

# Wheelbarrow



## Building Tip

It's possible to be creative with LEGO bricks even if you don't have many parts. Some very interesting models can be designed using only a few carefully chosen parts.

# Mailbox



# Windmill



# Thinking Tower



THAT'S SOME GREAT WORK THERE, MEGS.



THANKS, NABII. MY THINKING TOWER WAS INSPIRED BY DANIEL'S FROM MY FIRST LEGO ADVENTURE.

